



Acceleration sensor
CE 110 General purpose sensor
Output 100 mV/g Constant Current Supply

Applications

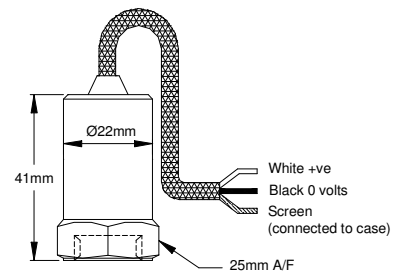
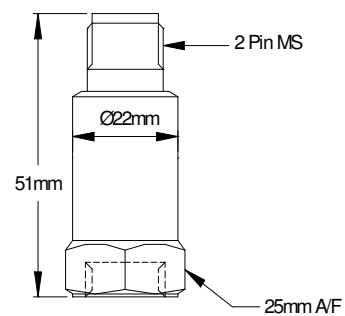
- ▶ Data-collector

- ▶ Permanent monitoring

- ▶ Power generation

- ▶ Heavy industry

- ▶ Paper machinery



Technical Specification

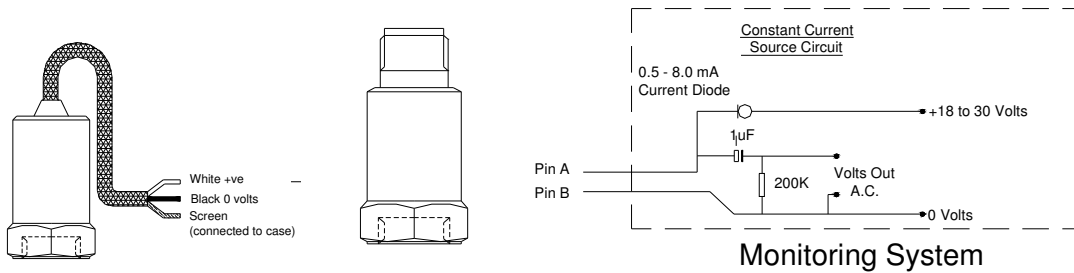
Standard Sensitivity	100 mV/g ±5% (Nominal at 80 Hz)
Frequency Response	2 Hz to 10 kHz ±5% (-3 dB at 0.8 Hz)
Mounted Base Resonance	18 kHz (nominal)
Isolation	Base isolated
Dynamic Range	±80g
Transverse Sensitivity	Less than 5%
Electrical Noise	0.1 mg max
Current Range	0.5 mA to 8 mA
Temperature Range	-55 °C to +140 °C
Bias Voltage	12 Volts DC (nominal)
Case Material	Stainless steel
Mounting Torque	8 Nm
Weight	110 g (nominal)
Sealing	IP67
Maximum cable length	1000 meters
Standard cable length	5 meters for AT and EX versions, cable diameter 4mm
Mounting connector	2 pin MS for CT versions
ATEX version	Intrinsic safe accelerometer ATEX Group I & II Approved
Barrier	MTL 728- BAS01ATEX7202, P&F Z728- BAS01ATEX7005 or any other Barrier that conforms to note 4 of ATX011

Ordering Information

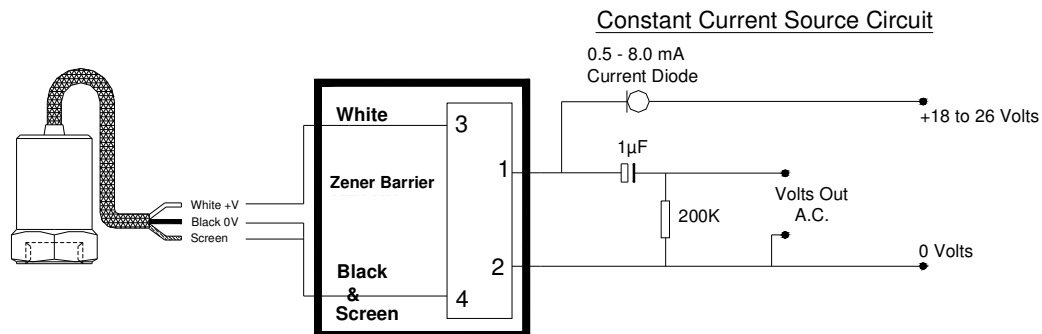
		Sensitivity in mV	Connection	Output
VMD	110	010	AT (Armed cable top)	VO (Analogue mV)
		030	CT (Connector top)	
		050	EX (Intrinsic safe version)	
		100	(Armed cable)	
		500	ATEX	
		1V		

Standard Options Highlighted

System Connection



Barrier System Connection



Mounting Adapters and Studs

Studs



Included Adapters	
From	To
1/4" - 28 UNF	M8 x 1,25
1/4" - 28 UNF	1/4" - 28 UNF

Sales Offices

Vibro-Meter has offices in over 30 countries. The complete list can be found on our webpage www.vibro-meter.com



Your local representative

Vibro-Meter GmbH

Kaiserleistraße 51

D-63067 Offenbach am Main
Deutschland / Germany
Tel.+49 (0) 69 9799050
Fax +49 (0) 6997990526
E-Mail: info@vibro-meter.de
www.vibro-meter.de

